





Make Tracks With Crayons



When you walk in wet sand, snow or mud, you leave behind a footprint. Animals do, too! We call those prints "tracks" and you can look for them on the ground the next time you're exploring!

You can also make your own tracks to compare with friends, your pet, or one of the NATURE CAT gang! Using crayons or markers, make **YOUR** nature tracks to create an artistic masterpiece!

What You Need:

- Crayons or markers
- Colored paper pieces
- Poster board (if you want to make a collage of tracks)
- Safety scissors
- Tape or glue

What to Do:


1. Trace your hand: Hold your hand very still and ask a friend or an adult to trace your hand with a crayon or marker.

2. Switch places: Now help your friend trace his or her hand.

3. Trace your foot: Stand on your paper and ask your friend to trace your foot.

4. Color your tracks: Use crayons or markers to color in your tracks however you like!

5. Make tracks: Trace more handprints and footprints. Cut out each one and paste it to the poster board to make a collage.



Find more games and activities at **pbskids.org** and





Make Hand or Foot Print Tracks



Trace your hand or foot print here

Find more games and activities at **pbskids.org** and

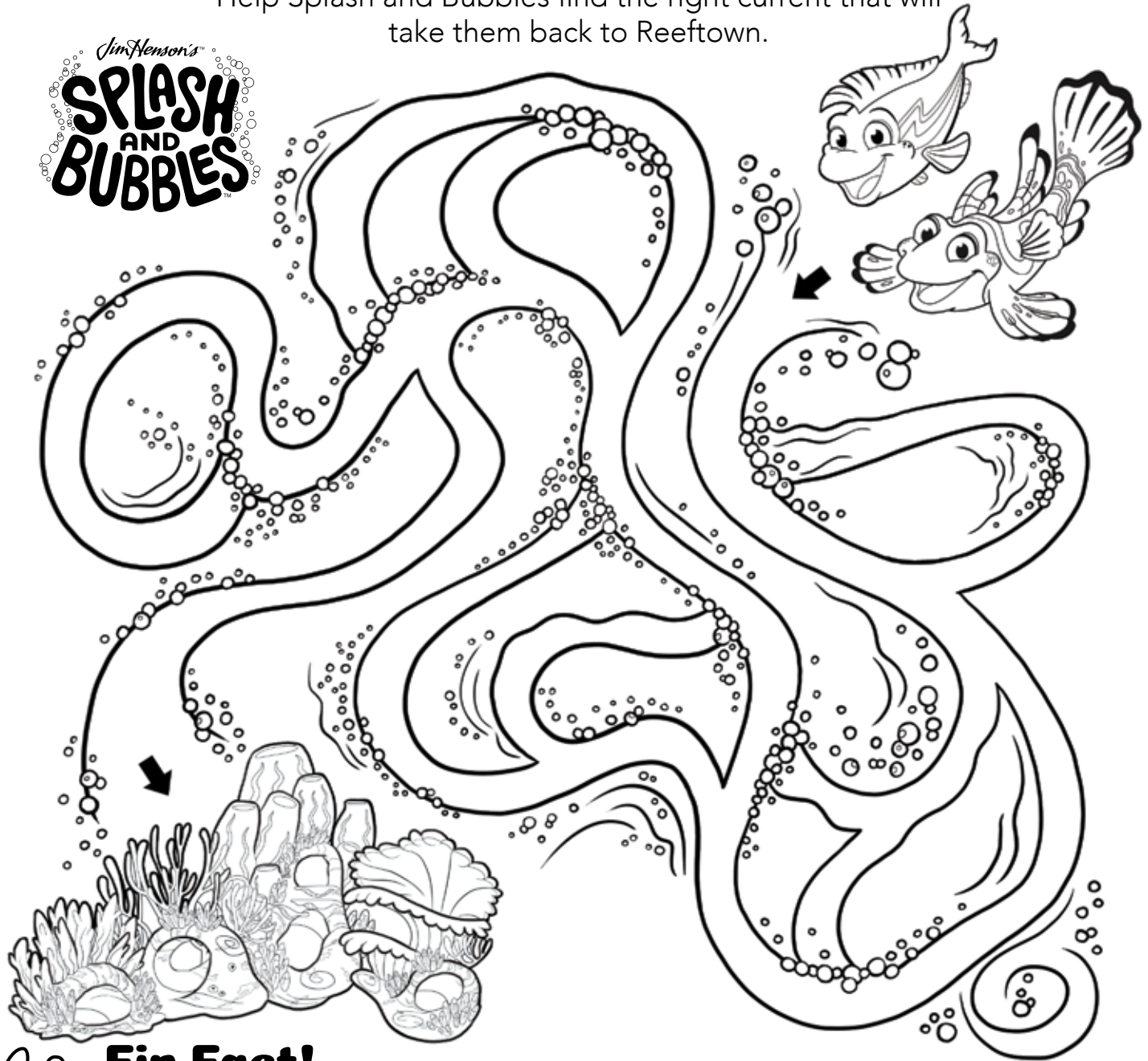




Catch a Current

We'll go anywhere and everywhere!

Help Splash and Bubbles find the right current that will take them back to Reeftown.



Fin Fact!

A current moves water in a certain direction faster than the surrounding water. There are lots of different forces that cause currents, like the Earth's rotation, water temperature, and wind.




FUNDING PROVIDED BY:





Wild Kratts Wildlife Journal

Keeping a wildlife journal is a great way to build both observation and writing skills. You don't have to go far – you'd be surprised what is going on just outside your front door!



Directions


Creating the Journal:

(You may want to ask an adult for some help.)

1. Fold several sheets of paper in half so that you create a booklet.
2. Bind the pages of your book by punching holes along the left side and tying them together with ribbon or string. Or unfold the booklet and staple along the fold.
3. Customize the journal by creating an illustration on the cover.

Using the Journal:

1. Write the day's date.
2. Go outside and walk in your yard, along your street, or in a nearby park and take notice of what you see.
 - Did you see any animals? Birds? Insects?
 - Where are they living?
 - What are they doing?
 - How many are there?
 - What time of day is it?
3. Write down notes or sketch a picture in your journal, so that you have a record of the thing you saw.
4. After a few entries, take a look back at the things you saw. How were things different each time? What was the same?



Materials

- Several sheets of unlined paper
- Hole punch or stapler for binding
- Ribbon or string to bind
- Markers, pencils or crayons

Find more games and activities at **pbskids.org** and





Wild Kratts Wildlife Journal

What I Observed

Nature Notes

Date _____

Location _____



Find more games and activities at **pbskids.org** and






Martin and Chris Kratt are exploring the North American Forest. Can you circle the 15 animals that live here?



PBS KIDS and the PBS KIDS Logo are registered trademarks of Public Broadcasting Service. Used with permission. Wild Kratts® © 2017 Kratt Brothers Co. Ltd./ 9 Story Media Group Inc. Wild Kratts®, Creature Power® are owned by Kratt Brothers Company Ltd. All rights reserved.



Seek and Find



Aardvark

Aardvarks love to slurp up termites that they find by digging into termites nests. Aardvarks can dig and escape hole in less than 5 minutes that's deep enough to escape persistent predators like hyenas and lions!

Bald Eagle

Bald eagles use their huge talons to pluck fish directly out of the water. Bald eagle parents make one of the bird-world's largest bird nests.




Beaver

Beavers are the largest rodents in North America! They love to swim with their webbed feet and paddle-shaped tails! Since their teeth never stop growing they keep them short by gnawing on wood.

Black Bear

Black bears are outstanding climbers! They climb to feed, escape enemies, or even to sleep! Black bears have a varied diet of plants, fruit, and insects. In fall they fatten up by eating nuts for up to 7 months of denning.



Bullfrog

American bullfrogs are the largest North American frog. Bullfrogs are hungry. They'll eat anything they can swallow including mammals, birds, reptiles, fish, turtles, and even other frogs.

Caracal

Caracals have a body made for jumping with back legs longer than their front. Caracals can leap 10 feet in the air from standing to catch guinea fowl that are flying away.



Cheetah

Cheetahs are the fastest land animals in the world! They can sprint up to 70 mph. Cheetahs use their tails to help them steer when they run fast.

Firefly

Fireflies talk to each other using special light codes that send messages that are specific to each species. Fireflies create the most efficient light in the world called bioluminescence.



Gray Squirrel

Gray squirrels are excellent climbers. They can turn their back paws 180 degrees to climb down a tree headfirst! They bury acorns for the winter and in the spring some acorns will grow into huge oak trees.



Gray Wolf

Gray wolves travel long distances and in packs in North America. The alpha male and female breed and after 5 months, puppies are ready to travel on long distance hunts with their pack!

Hyena

Hyenas live in groups called clans where females are the leaders and each clan can reach up to 70 members! Hyenas are hunters as well as scavengers.



Koala

Koalas only eat eucalyptus leaves, which are poisonous. Koalas have special bacteria in their stomach to protect them but they spend most of the day resting because digesting their food takes a lot of energy!

Monarch Butterfly

Monarch butterflies are the only butterfly to migrate. They travel up to 3000 miles every year! Talk about picky eaters! As caterpillars they only eat one type of food - milkweed leaves.




Monitor Lizard

Monitor lizards swallow their prey whole. Monitor lizards live on land but they are also good climbers and swimmers. They can dive for up to one hour at a time!

Moose

Moose can gallop on land and swim in water. Moose even have special noses that close so they can eat underwater.



Peregrine Falcon

Peregrine falcons are the fastest animals on earth. They can reach speeds of over 200 mph when hunting! Peregrine falcons pair for life.

Pigeon

Pigeon moms and dads produce milk from a special part of their digestive system, the crop, to feed their young. Pigeons can sense magnetic fields and can tell direction from the sun.



Raccoon

Raccoons have lightning quick reflexes and are able to grab crayfish, frogs, and other aquatic creatures straight from the water. On land they grab mice and insects or raid nests.

Rock Python

The rock python is the largest of all the snake species in Africa! A large female python can lay as many as 100 eggs and will stay with her eggs for 2-3 months without eating!



Screech Owl

Screech owls pair for life and the male feeds the mom and guards the nest when she is incubating the eggs. After the young hatch, both parents feed them. They can hear a mouse rustling under leaves from a high tree branch!

Tasmanian Devil

Tasmanian devils are not good hunters, but that's okay because they love to scavenge. They eat mainly carrion that they find by smell with their powerful noses.



Warthog

Native to Africa, mom warthogs raise their tails to warn their young when danger is near. The young scurry to their burrow and mom follows, entering their burrow backwards so she can keep an eye on the approaching predator!

White-Tailed Deer

White-tailed deer are expert leapers! Male white-tail deer, known as bucks, start to grow antlers in April.



Wild Turkey

Wild turkeys love acorns! They gobble up white, red, chestnut and black acorns! Wild turkeys can fly up to one mile, reaching maximum speeds of 60 mph!

Answer: Wild turkey, white-tailed deer, raccoon, screech owl, bald eagle, gray squirrel, firefly, pigeon, black bear, peregrine falcon, monarch butterfly, bullfrog, beavers, wolf, moose.




Find more games and activities at pbskids.org and





Lost Animals

Can you help these animals find their way home?
Draw a line from the animals to the places where they live.



monkey



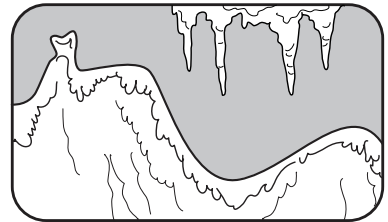
whale




camel



penguin



Antarctica



The Desert



The Rainforest



The Ocean



Find more games and activities at **pbskids.org** and





Summer Memory Book

Art Supplies

Washable
markers, crayons
or pencils

Hole punch


Paper

Ribbon or string

Directions:

Help your kids enjoy the fun of summer, even when summer's over with these memory books. Working together you can create books which document some of your family's favorite summer experiences.

- 1. Recollect:** Have your children think of important events from this summer. They can be things that took place at school or camp, at home, on trips, with friends, etc.
- 2. Create:** Distribute art supplies and paper so your children can illustrate their favorite memories.
- 3. Write:** Ask children to dictate captions to go with their pictures.
- 4. Collect:** Using paper fasteners, bind the pages together into books. Create a book for each child, or a collective volume. Let your children choose the titles.
- 5. Talk About It:** Encourage your children to share their memory book stories with friends or other family members.





Find more games and activities at pbskids.org and



Hi, Neighbor!




Your neighborhood is your child's first place to explore and call home. Help your child become familiar with the people, places and things in your neighborhood by talking about the things you see every day. Use this scavenger hunt to get to know your neighbors, and your neighborhood, a little better. **How many items can you find?**



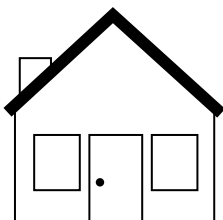
An insect



A stop sign



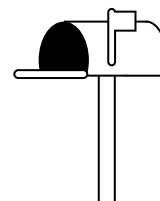
A flower pot with flowers




A house or apartment with red shutters or a red door



A bicycle or tricycle




A US mail box



Leaves from three (3) different trees



A newspaper




A neighbor whose name starts with the letter "D"

Find more games and activities at **pbskids.org** and







How to Start a Book Club for Kids



Starting a children's book club can seem like an overwhelming undertaking, but there are a few simple considerations and steps to follow.

- Before you decide to start a book club, make sure that your child wants to participate. If your child is not really interested and willing, the book club may be a disappointment for you both.
- It is important to consider how many participants are ideal for your book club. Having too few participants may not make for lively enough conversation, while having too many participants may mean that each child does not get enough time to talk. Book clubs of between five and eight children and their parents are optimal.
- You will also need to decide how you will advertise your book club. You may simply want to invite your child's friends and their parents by sending an invitation via telephone, mail, or e-mail. You can also post a flyer at your local library or children's book store, or advertise in school newsletters.
- You must also decide on a meeting location. Meetings can be held in participants' homes on a rotating basis, in a local library, local book stores, or at local coffee shops or restaurants. The size of your group may help you identify the ideal location for your meetings.
- Once you have found some children and parents who are interested in participating in the book club, hold an organizational meeting to orient participants to the club. The organizational meeting is a time for group members to get to know one another, to establish some ground rules for the group, to decide on a meeting schedule, and to decide on the first book the group will read. Ask group members to bring some of their favorite books to the organizational meeting and come prepared to provide a summary of each book.



Find more games and activities at **pbsparents.org/summer**