


SUMMER OF ADVENTURE



Explore Your World






Find the Jackalopes



Find the Hidden Jackalopes

There are ten hidden jackalopes in this drawing. Can you spot them all?



Find more games and activities at pbskids.org and







"I Tried It" Taste Test


Sometimes when you solve problems, you have to try again and again to find the right answer. You can do the same thing with food! If you try lots of different foods, you will find something you really love.

Try out foods from each category:


A Fruit, like an apple or a .

A Vegetable, like broccoli or a .
















A Protein, like  or nuts.


A Dairy Food, like  or yogurt.

Or a Grain Food, like  or cereal.



Then, draw or write the name of the food you tried in the box for each category and check the box for your result. Was it yummy, so-so, or not so good?

A Fruit	 Yum!	 So-So	 Not So Good
A Vegetable	 Yum!	 So-So	 Not So Good
A Protein	 Yum!	 So-So	 Not So Good
A Dairy Food	 Yum!	 So-So	 Not So Good
A Grain Food	 Yum!	 So-So	 Not So Good



Find more games and activities at pbskids.org and

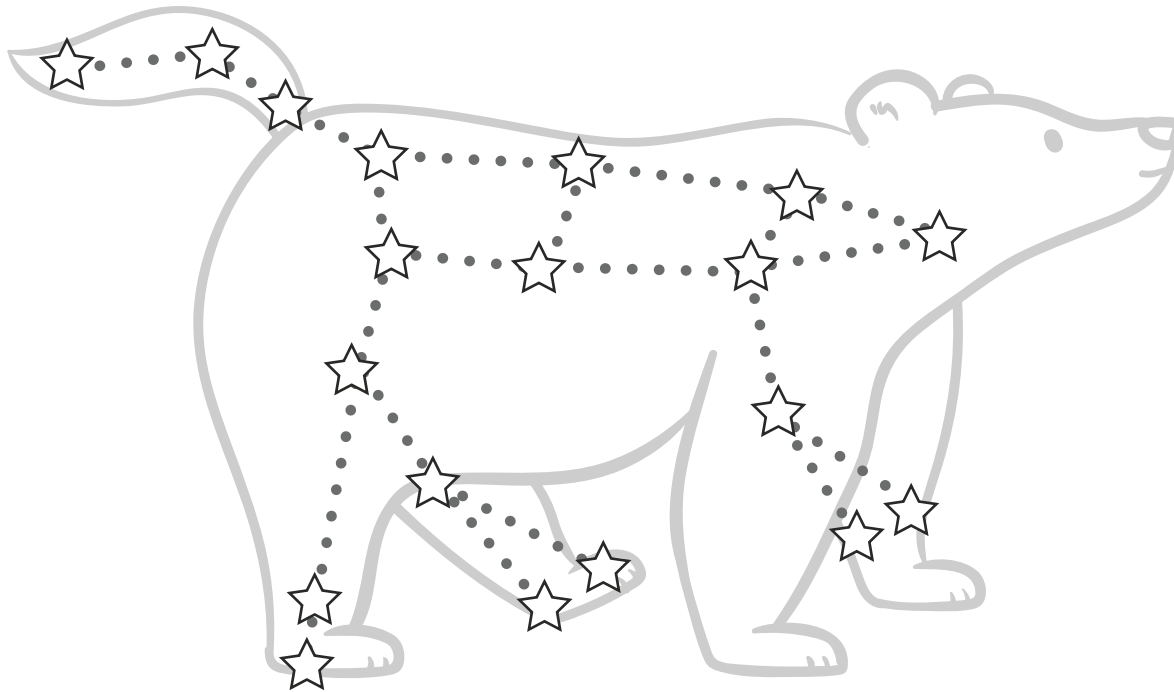





Constellation Exploration



Connect the dots. Can you find these constellations in the night sky?



Ursa Major



Ursa Minor



Find more games and activities at pbskids.org and





Letter to Arthur

Arthur®

_____ Arthur,
(Dear, Hey, What's up, Earth to)

Your show is so _____ that it makes me want to do
(funny, unusual, captivating, awesome)

(do cartwheels, do homework, throw a party, watch it every day)

One of _____ shows was when
(the funniest, the strangest, my favorite, the silliest)

(you got Pal, you and Buster made music videos, you had to get glasses, everyone got lice)

Most people would say that I am most like _____
(you, Buster, D.W., The Brain)

I think that is because


(I wear glasses, I believe in aliens, I am a picky eater, I am quite intelligent)

By the way _____?
(when's your birthday, what kind of animal are you, what's your favorite book, can you juggle)

(Love, Your friend, Over and out, Sincerely)

(Your name)

P.S. _____!
(Fill in the blank with whatever you want! Draw a picture. Tell a funny joke. Ask a question...)



To write a letter to one of my friends, or for other fun games, visit:
pbskids.org/arthur/games

Find more games and activities at pbskids.org and



Taking Turns



Practice taking turns with a spinner you make yourself.

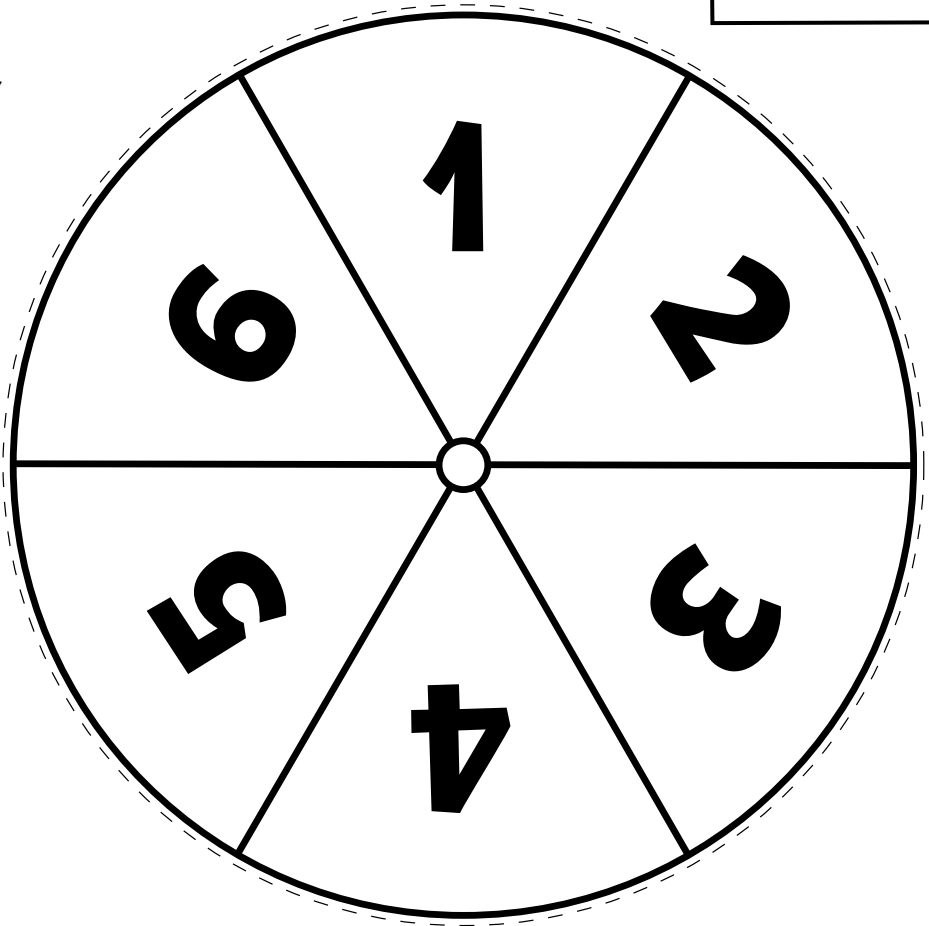

Materials

- Blunt-nosed scissors
- Cardboard or heavy paper
- Brass paper fastener
- Marker
- Paper or index cards

Directions

Cut paper into 3 x 5-inch pieces to use as instruction cards. Ask the children to think of activities to write on the cards. Here are a few suggestions:

- Clap your hands
- Whisper "no, thank you"
- Turn around
- Touch your toes
- Shout "yes, please"
- Say your name
- Knock on the door



Mix up the cards. Have a child pick a card, then spin the spinner to see how many times to do what the card says. For example, if the spinner stops on four and the card says "Say your name," the child will say his or her name four times.



Find more games and activities at pbskids.org and





Jet's Backyard Scrapbook



In **READY JET GO!**, Jet and his family come from a make-believe planet called **Bortron 7** that orbits a red dwarf star. A planet orbiting around a red dwarf star would look very different from Earth. For one thing, the sunlight would be redder and cooler than our Sun's warm yellow-white glow. Since plants use sunlight to grow, they would probably look very different than plants on Earth. Maybe they would be red or purple instead of mostly green!

← Imagine what Jet's backyard looks like and draw it here.

BORTRON 7

Now, draw your backyard on Earth! How is your planet different from Jet's? Include our Sun and plants found in your neighborhood.

Draw your backyard here. →

EARTH

Find more games and activities at pbskids.org and





Back-to-School Checklist

(check boxes for each item below)

I practiced my morning routine 3 times.

I woke up, got dressed, washed up, brushed my teeth and ate my breakfast just like I'll do on school days - three days in a row!

I learned how to walk to school or to my bus stop.

I know where my school or bus stop is, and who I'll walk to school or wait at my bus stop with each morning. I also know how I'll get home after school each day.

I organized all my clothes!

I know where I put all my clothes including the clothes I wear to school each day. I also know where to put my clothes when they're dirty.

I know where I'll put my backpack, books and school supplies each day.

I have a special place to keep my school bag and books so I will always be able to find them when I need them.

I'm healthy.

I've visited my doctor for my back-to-school check-up. I know how tall I am and how much I weigh.

I know what I'm having for lunch.

I know how to order my lunch at school, or what I'll bring in my lunch box each day.

My parents and I know who my teacher is.

I know my teacher's name, and my parents know how to contact my teacher if they have questions about how I'm doing in school.

I know what I'm doing when I get home from school each day.

My parents and I know what my afternoon schedule is. We know where I'll be after school, when I can play with friends, when I need to do school work, when I'll have dinner and when it's bedtime.



Find more games and activities at pbskids.org and








I Read It!

Encourage your child to share their thoughts about books they read on their own, or books that you read together. Have your child draw a picture based on the book in the space provided, and then fill in the "My Review" section. If your child is not yet writing, work with them to write their book reviews.

My Book

Book Title: _____

Author: _____



My Review

What I liked best about this book:

How I felt after reading this book:

I would recommend this book: **yes** or **no** (circle one)

Find more games and activities at pbskids.org and

