

DAY 2

Wonder Red – Words Day!

What Children Will Learn:

To be able to use auditory and/or visual discrimination to create and decipher between –ALL family words. This sets the stage for the decoding literacy skill.

*Today is **WONDER RED DAY!!!** In the show Wonder Red is one of the Super Readers and she has WORD POWER! Wonder Red can read words and rhyme! Let's watch an episode of SUPER WHY together and pay special attention to Wonder Red.*



After Viewing:

- 1. IT'S TIME TO TRANSFORM!** To engage your child's imagination, and make him/her a part of the learning adventure, ask your child to transform into Wonder Red:

Tell Your Child: *Ok! It's time to transform into Wonder Red...with Word Power! Ready? Put your arm in! (put your arm in) Now say Wonder Red...to the Rescue!*

- Encourage your child to pretend that he/she is transforming and getting into character. Feel free to make use of props around the house, or the Wonder Red mask provided.

- 2. WONDERRIFIC WORKSHEETS!** Use the two activity worksheets on the following pages to review –ALL family words with your child/children, building on the skills they learned with Wonder Red in this episode.

Tell your child: *Ok Wonder Red, it's time to use your Word Power to solve these problems!*

- Worksheet Activity 1: Complete the words by adding in missing letters.
- Worksheet Activity 2: Match words to their corresponding pictures.

- 3. RHYME AND ROLL!** If you have additional time, here are a few fun activities that will extend the learning!

- **It's time to rhyme:** Sing Wonder Red's rhyming song with your child. Feel free to use the music cd to sing along with and dance to! Wonderrific you're terrific!
- **Freeze Dance Rhyming Game:**
Tell your child: *Every time I say the word WALL you freeze, because it's an –ALL word, and every time I say the word PIG you keep dancing, because it's not an –ALL word.*
 - The music should not be stopped when a word is read. To increase the difficulty, try using three –ALL words and three non-ALL words, tell your child/children which words you will be using at the beginning of the game. Use words from the episode: WALL, BALL, TALL, PIG, RED, SMALL

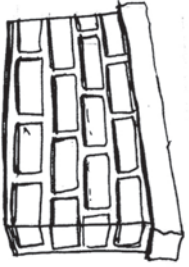


Wonder Red...to the rescue! Look at the box of letters. Pick the letter that will make each word match the picture. Write the letter in the blank to finish the word.
 Cross out each letter in the box once you have used it.

B
S M
T
W
H C
F
M



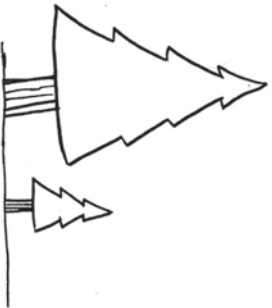
ALL



ALL



ALL



ALL



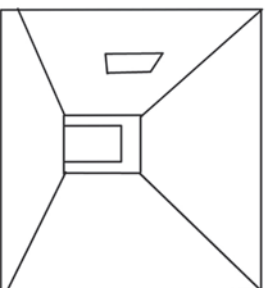
ALL



ALL



ALL



ALL

SUPER WHY is part of the Ready to Learn initiative, focused on helping children learn to read, and is funded by a cooperative agreement of the U.S. Department of Education, the Corporation for Public Broadcasting, and PBS.



The contents of this worksheet were developed under a grant #R292980003 from the Department of Education. However, those contents do not necessarily represent the policy of the Department of Education, and you should not assume endorsement by the Federal Government.

SUPER WHY is an Out of the Blue Enterprises LLC/Decode Entertainment Inc. Production.



© 2007 Out of the Blue Enterprises LLC. All rights reserved.



Wonder Red...to the rescue! Draw a line between the -ALL family word and the picture that matches the word.



MALL



WALL



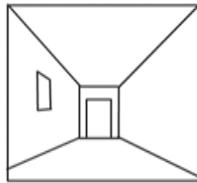
HALL



FALL



BALL



TALL



SMALL



CALL

