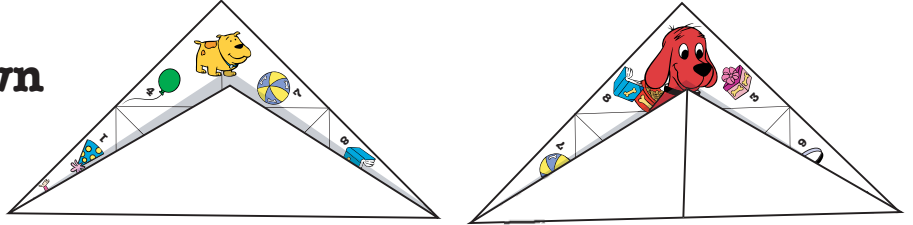
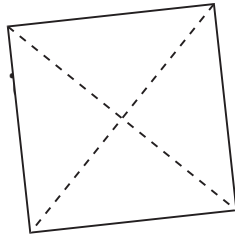


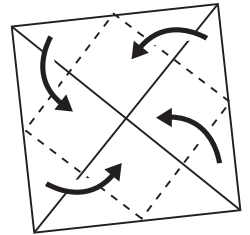
1. Fold the color side down on both diagonals



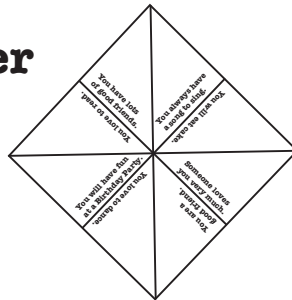
2. Turn the paper over the blank side...



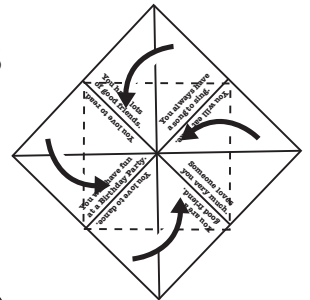
fold all 4 corners over to the center.



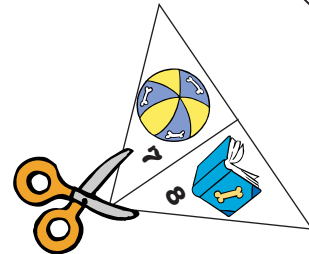
3. Turn the paper over once more...




fold all 4 corners to the center of the other side.



4. Using scissors, cut the spaces between each object's flap (for example, the ball and the book). Do this carefully.



5. Turn the Fortune Teller over. Fold in half, and carefully slide thumbs and forefingers under the outer-squares with Clifford, T-Bone, Cleo, and Emily on them.



6. Move the Fortune Teller back and forth with your fingers to play.

