

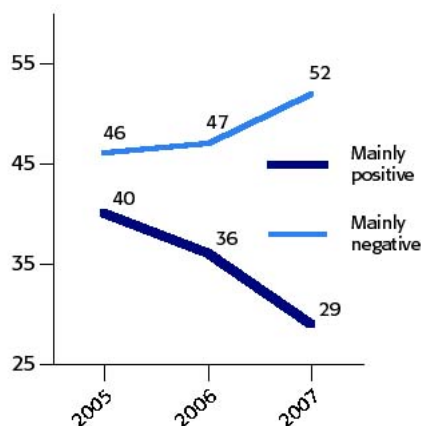
EMBARGO 00:00 GMT Tuesday 23 January 2007

World View of US Role Goes From Bad to Worse

The global view of the United States' role in world affairs has significantly deteriorated over the last year according to a BBC World Service poll of more than 26,000 people across 25 different countries.

As the United States government prepares to send a further 21,500 troops to Iraq, the survey reveals that three in four (73%) disapprove of how the US government has dealt with Iraq.

Views of United States' Influence
"Mainly Positive" vs "Mainly Negative"
Average of 18 Countries, 2005–2007



Base: Representative sample of 18,000 adults in 18 countries

The poll shows that in the 18 countries that were previously polled, the average percentage saying that the United States is having a mainly positive influence in the world has dropped seven points from a year ago—from 36 percent to 29 percent—after having already dropped four points the year before. Across all 25 countries polled, one citizen in two (49%) now says the US is playing a mainly *negative* role in the world.

Over two-thirds (68%) believe the US military presence in the Middle East provokes more conflict than it prevents and only 17 percent believes US troops there are a stabilizing force.

The poll shows that world citizens disapprove of the way the US government has handled all six of the foreign policy areas explored. After the

Iraq war (73% disapproval), majorities across the 25 countries also disapprove of US handling of Guantanamo detainees (67%), the Israeli-Hezbollah war (65%), Iran's nuclear program (60%), global warming (56%), and North Korea's nuclear program (54%).

Steven Kull, director of the Program on International Policy Attitudes comments, "According to world public opinion, these days the US government hardly seems to be able to do anything right."

The survey of 26,381 respondents across 25 countries was conducted for the BBC World Service by the international polling firm GlobeScan together with the Program on International Policy Attitudes (PIPA) at the University of Maryland. GlobeScan

coordinated fieldwork during November 2006 to January 2007 (mainly following the US mid-term elections).

GlobeScan president Doug Miller comments, “The US Administration’s recent decision to send more troops to Iraq is at odds with global public opinion that thinks the US military presence in the region provokes more conflict than it prevents. This policy is likely to further hurt America’s image.”

Participating Countries



Among the 25 countries polled, the most common view in 18 of them is that the United States is having a mainly negative influence, in five the most common view is that the US is having a positive influence, and in two views are evenly divided. The most positive countries are Nigeria (72% mainly positive) and the Philippines (72%), while the most negative countries are Germany (74% mainly negative) and Indonesia (71%).

Some of the sharpest drops in positive ratings over the last year came from four countries that have tended to be quite positive about the United States. Poland’s positive ratings dropped 24 points from 62 percent a year ago to 38 percent. The Philippines dropped 13 points from a very high 85 percent to a still-high 72 percent. India fell from 44 percent to 30 percent. Indonesia plunged 19 points—40 percent to 21 percent positive—perhaps due to the waning of the positive effect of the American aid to Indonesian tsunami victims.

Views of United States’ Influence

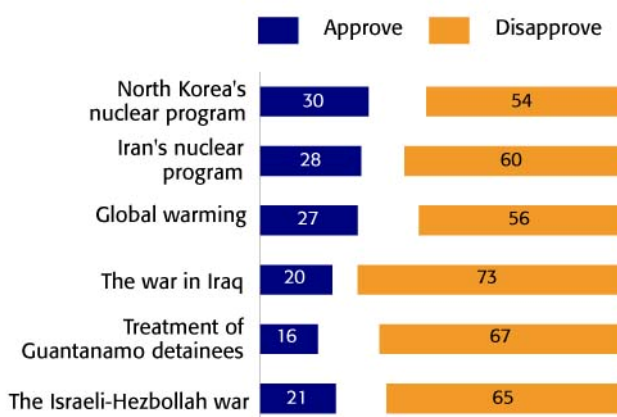
Average of 25 Countries



Base: Representative sample of 26,000 adults in 25 countries

Opinions of the US Government's Handling of...

Average of 25 Countries



Base: Representative sample of 26,000 adults in 25 countries
The white space in this chart represents "DK/NA."

Asked about specific foreign policy areas, in most of the 25 countries the most common view was disapproval of how the US was handling the situation, including how the US is handling the situation in Iraq (21 countries disapproving), detainees in Guantanamo and other prisons (22 countries), the war between Israel and Hezbollah in Lebanon (20 countries), Iran's nuclear program (20 countries), North Korea's nuclear program (19 countries), and global warming or climate change (19 countries).

The US military presence in the Middle East is exceedingly unpopular. In 23 of 25 countries the most

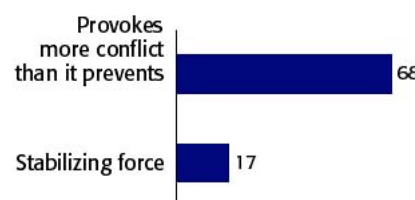
common view is that it "provokes more conflict than it prevents."

While in only one country (Nigeria) is the most common view that the US presence is stabilizing.

Interestingly the American public also seems to have serious doubts about US foreign policy. Majorities disapprove of how the US is handling the war in Iraq (57%) and global warming or climate change (54%), while pluralities disapprove of US treatment of detainees in Guantanamo and other prisons (50%) and its handling of Iran's nuclear program (50%). Views are divided on US handling of the war in Lebanon. The one area that receives plurality endorsement is the US handling of North Korea's nuclear weapons program (50%). A majority of 53 percent of Americans say that the US military presence in the Middle East "provokes more conflict than it prevents," with just 33 percent saying that it is a stabilizing force.

Opinions on the US Military Presence in the Middle East

Average of 25 Countries



Base: Representative sample of 26,000 adults in 25 countries

More broadly, a majority of Americans (57%) say that the US is having a mainly positive influence in the world. This is down from 63 percent a year ago and 71 percent two years ago.

In total 26,381 citizens in Argentina, Australia, Brazil, Chile, China, Egypt, France, Germany, Great Britain, Hungary, India, Indonesia, Italy, Kenya, Lebanon, Mexico, Nigeria, Philippines, Poland, Portugal, Russia, South Korea, Turkey, United Arab Emirates, and the United States were interviewed between 3 November 2006 and 9 January 2007. Polling was conducted for the BBC World Service by the international polling firm GlobeScan and its research partners in each country. In 10 of the 25 countries, the sample was limited to major urban areas. The margin of error per

country ranges from +/-2.5 to 4 percent. For more details, please see the Methodology section or visit www.globescan.com or www.pipa.org.

GlobeScan Incorporated is a global public opinion and stakeholder research consultancy with offices in Toronto, London, and Washington. GlobeScan conducts custom research and annual tracking studies on global issues. With a research network spanning 50+ countries, GlobeScan works with global companies, multilateral agencies, national governments, and non-government organizations to deliver research-based insights for successful strategies.

The Program on International Policy Attitudes (PIPA) is a joint program of the Center on Policy Attitudes and the Center for International and Security Studies at the University of Maryland. PIPA undertakes research on attitudes in publics around the world on a variety of international issues and publishes the website/webzine WorldPublicOpinion.org.

The BBC exists to enrich people's lives with great programmes and services on television, radio and online that inform, educate and entertain. Its vision is to be the most creative, trusted organization in the world. BBC reporters and correspondents at home and abroad can be called on for expert coverage across a huge range of subject areas. With over sixty foreign bureaux, the BBC has the largest newsgathering operation in the world. BBC World Service provides international news, analysis and information in English and 32 other languages.

BACKGROUNDER



EUROPE

Great Britain: A majority (57%) continues to see US influence in the world as mainly negative, while just 33 percent sees US influence as mainly positive—down slightly from 36 percent in 2006. Britons have significantly negative views of US handling of foreign policy issues, with an overwhelming majority disapproving of US actions on the war on Iraq (81%), as well as its treatment of detainees at Guantanamo and other prisons (76%), the Israel-Hezbollah war in Lebanon (70%), and Iran's nuclear program (64%). Issues receiving lower levels of disapproval are the US approach to global warming (79%) and the handling of North Korea's nuclear weapons program (55%). More than 7 in 10 Britons (72%) sees the US military presence in the Middle East as “provoking more conflict than it prevents,” just 14 percent believe that the US is a “stabilizing force” in the region.

Germany: German views of US influence have worsened significantly over the last year, with negative attitudes increasing from 65 to 74 percent. Only 16 percent of respondents say they have a mostly positive view of US influence in the world, down from 21 percent. Negative attitudes about the US are also reflected in German views of US handling the war in Iraq, with an overwhelming 88 percent disapproving of the US approach to this issue. Germans also judge the United States harshly on its handling of the treatment of detainees at Guantanamo (89% disapprove), global warming (84% disapprove) and the Israel-Hezbollah war (74% disapprove). Significant majorities disapprove of the approach to Iran's nuclear program (64%), as well as to North Korea's nuclear situation (56%). Nearly three in four Germans (73%) believes the US is a destabilizing force in the Middle East, with just 17 percent saying the US military presence is a stabilizing element.

France: French views of the United States remain quite negative, showing little change over the previous year after sharply worsening from 2005 to 2006. Seven in ten (69%) say the US is having a mainly negative influence in the world, only slightly greater than the 65 percent who held this view in 2006. Only one in four (24%) has a mainly positive view of the US. The French view US actions in foreign policy even more negatively: 92 percent disapprove of US handling of the war in Iraq, 86 percent disapprove on global warming, 82 percent criticize the treatment of detainees at Guantanamo, and 81 percent disapprove of US actions in the Israel-Hezbollah war. Attitudes about the US approach to the two nuclear situations are slightly less negative, but large majorities still disapprove of US handling of Iran's nuclear program (77%) and North Korea's nuclear weapons (67%). Eighty percent of respondents in France see the US military presence as provoking more conflict than it prevents in the Middle East; fewer than one in ten (9%) see it as a “stabilizing force.”

Russia: Russians have become somewhat more negative about US influence in the world over the past year, increasing from 52 to 59 the percent that believe the US has a mostly negative influence in the world. Attitudes about US foreign policy are not quite as negative in Russia as many other countries, with the exception of a large majority disapproving of the US handling of the war in Iraq (82%). Significant majorities still disapprove of US actions in the Israel-Hezbollah war (64%), Iran's

nuclear program (64%), and US treatment of detainees at Guantanamo (57%). Only a plurality (36%) disapproves of the US approach to global warming, and about one quarter (26%) of Russians approve of the US on this issue. Russians clearly view the US military presence in the Middle East as a disruptive force; nearly three in four (72%) say that it provokes more conflict than it prevents, and just 7 percent say it is a stabilizing force.

Italy: Italian views of the United States influence on the world are relatively moderate with a plurality (47%) holding a negative view and just one in three (35%) having a positive view of US influence in the world—essentially unchanged from a year ago. However Italians are quite critical of the US handling of the war in Iraq (81%), the treatment of detainees at Guantanamo and other prisons (82%), and the US approach to global warming (74%). Italians express disapproval of US actions in the Israel-Hezbollah war (70%), and US handling of the nuclear situations with Iran (60%) and North Korea (58%). A large majority of Italians (69%) says the US military presence in the Middle East is provoking more conflict than it prevents, and less than one in five (17%) agrees that it is a stabilizing force.

Portugal: A majority of Portuguese (55%) sees the US influence in the world as mainly negative, while just 29 percent believes it is mainly positive. Disapproval of US foreign policy is widespread in Portugal, with very large majorities disapproving of US treatment of detainees at Guantanamo (84%), the handling of the Iraq war (83%), global warming (79%), and the Israel-Hezbollah conflict (72%). The Portuguese also tend to view US handling of rising nuclear tensions negatively, with 57 percent disapproving of the situation with Iran and 51 percent disapproving of the situation with North Korea. More than three in four (77%) in Portugal see the US military presence in the Middle East as instigating more conflict than it prevents, and just 15 percent see the US as a stabilizing force in the region.

Poland: The Polish, long the European public to express the most positive feelings toward the United States, have turned sharply cooler though a plurality is still positive. The number holding a positive view of the US has dropped from 62 to 38 percent and negative views from Poland also increased significantly, up from 15 to 24 percent. Attitudes about US foreign policy are less negative in Poland than in Western European nations, though majorities still disapprove of US treatment of detainees at Guantanamo (61%) and the handling of the Iraq war (52%). More Poles than not also express disapproval about the US approach to the Israel-Hezbollah war (40% disapprove) and the issue of global warming (31% disapprove). However, attitudes about the US handling of North Korea's nuclear program are more positive, with 39 percent approving of the US on this issue. On the issue of US military presence in the Middle East, a majority of Poles (56%) believes it provokes more conflict than it prevents, with just 16 percent seeing it as a stabilizing force.

Hungary: Hungarians are divided on the effect of the United States in the world, with 29 percent seeing US influence as positive and 31 mainly negative, while the largest percentage (40%) declined to offer a concrete view. However, attitudes about specific US foreign policies are predominantly negative, as large majorities disapprove of the US handling of the war in Iraq (70%) and the treatment of detainees at Guantanamo (69%). Hungarians also are critical of the US approach to the Israel-Hezbollah conflict (57% disapprove), Iran's nuclear program (55%), global

warming (53%), and the North Korean nuclear situation (50%). Like other European publics, Hungarians clearly see the US military presence in the Middle East as a disruptive force, with 58 percent saying it provokes more conflict than it prevents and just 13 percent seeing it as a stabilizing force.

ASIA

Indonesia: Indonesian views of the United States have declined sharply over the past year. A large majority (71%) now sees the US influence as mainly negative (up from 47% in 2006), while positive views of the US dropped from 40 to 21 percent. These dramatically negative views of the US also correspond to the broad Indonesian criticism of US foreign policy. Overwhelming majorities disapprove of the US handling of the war in Iraq (85%), the Israel-Hezbollah war in Lebanon (81%), Iran's nuclear program (77%), North Korea's nuclear weapons program (73%), and the treatment of detainees at Guantanamo and other prisons (72%). A smaller majority of Indonesians (52%) also disapproves of the US handling of global warming. Not surprisingly, more than four in five (83%) in Indonesia sees the US military presence as a destabilizing force in the Middle East.

China: Views of the US in China have improved slightly over the past year, though remain negative. Positive views of US influence in the world have increased from 22 to 28 percent, while the majority having a negative view of US influence has fallen from 62 to 52 percent. However, Chinese attitudes about US foreign policy are largely negative in most areas: an overwhelming 83 percent disapproves of US handling of the war in Iraq, while a two-thirds (66%) disapproves of US actions in the Israel-Hezbollah conflict. The Chinese also have 60 percent disapproving of the US on Iran's nuclear program and 56 percent on North Korea's nuclear situation. Fifty-nine percent of respondents in China also disapprove of US treatment of detainees at Guantanamo and other prisons. Interestingly, a slight plurality (39%) of Chinese respondents approves of US handling of the issue of global warming. Most Chinese see the US military presence in the Middle East as provoking more conflict than it prevents, with 72 percent holding this view.

India: While Indians have tended to lean fairly positive toward the US in recent years, they are now largely divided, with many expressing no position. Positive views of US influence in the world have dropped sharply to 30 percent (from 54 percent in 2005 and 44 percent in 2006), while negative views are also on the rise, jumping to 28 percent (up from 17 percent in 2006). Indians are also divided on the US handling of the war in Iraq (44% approve, 41% disapprove) and the Israel-Hezbollah war (37% approve, 38% disapprove). A plurality (39%) of Indians disapproves of the US treatment of detainees at Guantanamo and other prisons. However, Indians lean toward approving the US approach to global warming (47%) and of the handling of the two nuclear situations in the region, with pluralities approving of the US on Iran (46%) and North Korea (41%). More Indians than not see the US military presence in the Middle East as a disruptive force, with 38 percent holding this view and just 20 percent believing that the US is aiding stability in the region.

Australia: Australian attitudes about the US have remained quite negative with 60 percent having a mainly negative view of US influence in the world, while just 29

percent views it as mainly positive. Views of the US on foreign policy issues tend to be even more negative; large majorities disapprove of US handling of the war in Iraq (78%), the treatment of detainees at Guantanamo (77%), global warming (68%), the Israel-Hezbollah war (66%), and the nuclear situation with Iran (63%). However, views of the US actions in the North Korean nuclear issues are more mixed, with 48 percent disapproving and 43 percent approving of US actions in this case. More than seven in ten (72%) in Australia believes the US military presence in the Middle East is provoking more conflict than it prevents.

South Korea: A majority (54%) sees the US influence in the world as mainly negative, with positive views of US influence dropping from the previous year, from 44 to 35 percent. Large majorities disapprove of US handling of the war in Iraq (78%), the Israel-Hezbollah war (70%) and detainees at Guantanamo (60%). Interestingly, South Koreans equally disapprove of the US on its approach to the Iranian nuclear program (55%) as on the North Korean nuclear program (55%). US actions on the issue of global warming are viewed somewhat positively in South Korea, as 50 percent give approval to the US on this issue, although 45 percent say they disapprove. Fully three-quarters (75%) of Koreans say that the US military presence in the Middle East provokes more conflict than it prevents.

Philippines: As has been typical of Filipinos a large majority (72%) views the US as a mainly positive influence, though that number has fallen from the very high 85 percent who held this view in 2006. Attitudes about US foreign policy appear to be largely favourable as well. Majorities approve of US handling of almost all areas, including global warming (59%), the war in Iraq (55%), the Israel-Hezbollah conflict (54%), the North Korean nuclear weapon's program (53%), and the Iranian nuclear situation (52%). Yet, Filipinos express some hesitation about the US treatment of detainees at Guantanamo and other prisons: while 36 percent approve of the US on the issue, 32 percent disapprove. Views of the effect of US military presence in the Middle East are largely divided as well, with nearly the same numbers believing that the US is provoking conflict (41%) as those who see it as a stabilizing force (39%).

MIDDLE EAST

Egypt: Egyptian attitudes about the US have remained quite negative and seem to have grown worse over the past year. A significant majority (59%) views the US influence as mainly negative (up from 54% in 2006), while positive views have declined from 21 to 11 percent from 2006. Views of US foreign policy are uniformly negative, with overwhelming majorities disapproving of the US handling of the Israel-Hezbollah conflict (92%), Iran's nuclear program (91%), the war in Iraq (90%), and the treatment of detainees at Guantanamo (87%). Smaller, but still significant majorities also disapprove of the US approach to the North Korean nuclear weapon's program (66%) and the issue of global warming (59%). Not surprisingly, a very large majority of Egyptians (85%) sees the US military presence in the Middle East as provoking more conflict than it prevents.

Turkey: A large majority (69%) says they have a negative view of US influence in the world, a jump of 20 points from the previous year when only 49 percent held this position. Unfavourable views of US foreign policy are widespread across all areas, with nine in ten disapproving of US handling of the war in Iraq (90%) and the Israel-

Hezbollah conflict (89%), and nearly as many criticizing US treatment of detainees at Guantanamo (85%) and its approach to Iran's nuclear program (81%). Turkish disapproval of the US on other issues is less fervent, yet significant majorities disapprove of the US on its handling of North Korea's nuclear situation (71%) and global warming (65%). More than three-quarters in Turkey (76%) agree that the US military presence in the Middle East is a disruptive force.

United Arab Emirates: Views of the US in the UAE are quite unfavourable, with a solid majority (57%) saying they have a mostly negative view of US influence in the world, and just one in four (25%) says they have a mainly positive view. Emirates have largely negative views of the US on its foreign policy issues, though they are somewhat less negative than other publics in the region. Four in five disapprove of US handling of the Israel-Hezbollah conflict (81%), the war in Iraq (80%), Iran's nuclear program (78%), and the treatment of detainees at Guantanamo and other prisons (77%). Two-thirds in the UAE (66%) are critical of the US on its approach to the North Korean nuclear situation and a majority (54%) also disapproves of the US on global warming. Emirates clearly see the US military presence as a destabilizing factor in the Middle East: 66 percent says the US is provoking more conflict than it prevents, and only 17 percent says it is a stabilizing force.

Lebanon: Lebanese views of the US remain largely negative. A majority (58%) sees the US influence in the world as mainly negative, while about one-third (34%) sees it as mainly positive. Attitudes about US foreign policy are unfavourable across most areas and mirror those of neighbouring Arab republics. Overwhelming majorities disapprove of the US handling of the war in Iraq (90%), the Israel-Hezbollah war (82%), and the treatment of detainees at Guantanamo (80%). Large majorities disapprove of the US approach to the North Korean nuclear issues (68%) and the Iranian nuclear situation (64%). A large majority (68%) also has an unfavourable view of the US actions on the issue of global warming. Respondents in Lebanon decidedly see the US military presence in the Middle East as provoking more conflict than it prevents, with more than three-quarters (77%) holding this view.

LATIN AMERICA

Argentina: Views of the US in Argentina have continued to be very negative over the past several years, and positive views have slightly declined. A significant majority (64%) of Argentines sees US influence in the world as mainly negative, while just 13 percent see it as mainly positive (down from 19% in 2006). Overwhelming majorities disapprove of the US handling of the war in Iraq (92%), the Israel-Hezbollah conflict (85%), and Iran's nuclear program (85%). Argentines also strongly criticize the US on global warming (78%), US treatment of detainees at Guantanamo (78% disapprove), and the North Korean nuclear situation (78%). A very large majority views the US military presence in the Middle East unfavourably, with 86 percent saying it provokes more conflict than it prevents.

Brazil: Brazilian attitudes about the US remain quite negative, with little change over the last year. Fifty-seven percent say the US has mainly negative influence in the world, while just three in ten (29%) say that the US has a mainly positive influence. Views of US foreign policy are uniformly unfavourable, with more than four in five disapproving of the US on the war on in Iraq (85%), the Israel-Hezbollah

conflict (82%), and the Iranian nuclear situation (80%). Nearly three-quarters also criticize the US on the treatment of detainees (76% disapprove), the North Korean nuclear weapons program (75%), and global warming (73%). Eighty-three percent of Brazilians say that the US military presence in the Middle East invited conflict rather than prevented it.

Chile: While Chileans have tended to hold milder feelings toward the US than other Latin Americans 51 percent now say they have a mostly negative view of US influence in the world (up from 46% in 2006), while just one in three (32%) says they have a positive view (down from 38% the previous year). Majorities disapprove of the US on the Israel-Hezbollah conflict (66%), the war in Iraq (65%), global warming (63%), treatment of detainees at Guantanamo (63%), Iran's nuclear program (62%), and North Korea's nuclear weapons program (59%). More than two-thirds (68%) of respondents in Chile see the US military presence in the Middle East as provoking more conflict than it prevents, while 14 percent say it is a stabilizing force.

Mexico: Mexican views of the US have remained consistently negative in recent years, with a slight majority (53%) seeing the US as a mostly negative influence in the world. Only 12 percent believe that the US is having a mainly positive influence. The issue of US handling of the Iraq war earns the highest level of disapproval (80%), followed by a large majority (70%) that disapproves of the treatment of detainees at Guantanamo and other prisons. Two-thirds (67%) disapprove of the US on the issue of global warming, while 58 percent criticizes the US on its actions during the Israel-Hezbollah war in Lebanon. Mexicans also express slight disapproval of the US handling of the nuclear tensions in Asia: 51 percent disapprove of its approach to the Iranian nuclear program, and a plurality (46%) disapproves of its actions on North Korea's nuclear situation. Four in five (80%) in Mexico view the US military presence in the Middle East as a destabilizing force.

AFRICA

Kenya: Views of the US in Kenya remain very favourable, though negative views have somewhat increased in the past year. A large majority (70%) has a mainly positive view of the US influence in the world, and while just 20 percent has a mainly negative view, this number is up from 12 percent in 2006. Kenyans tend to view US foreign policy actions favourably, including the US approach to Iran's nuclear program (62% approve), the handling of the war in Iraq (59%), global warming (56%), and North Korea's nuclear situation (54%). A slight plurality (46%) also approves of US actions in the Israel-Hezbollah war. Kenyans express some reservations about the US treatment of detainees at Guantanamo, as 38 percent say they disapprove and just 34 percent say they approve. Kenyans have somewhat mixed feelings about the effect of US military presence in the Middle East; while a plurality (46%) does say that it provokes more conflict than it prevents, 40 percent say it is a stabilizing force.

Nigeria: Nigerians continue to demonstrate quite positive views of the United States. More than seven in ten (72%) say that the US is having a mainly positive influence in the world, while just 20 percent say that the US influence is mainly negative. Nigerians show mostly favourable attitudes about US foreign policy, particularly in their approval of the US approach to global warming (67% approve).

Modest majorities also approve of the US handling of the Iraq war (57%), the North Korean nuclear situation (55%), Iran's nuclear program (53%), and the Israel-Hezbollah conflict in Lebanon (52%). A plurality (45%) also approves of the US actions on the treatment of detainees at Guantanamo and other prisons. Nigerians are unique in that they view the US military presence in the Middle East as a stabilizing force; nearly half (49%) hold this view, while 38 percent believe that the US presences provokes more conflict than it prevents.

Questionnaire

M1At. Please tell me if you think each of the following are having a mainly positive or mainly negative influence in the world:

ROTATE

ct) United States

- 01 Mainly positive
- 02 Mainly negative

VOLUNTEERED DO NOT READ

- 03 Depends
- 04 Neither, neutral
- 99 DK/NA

M2. Thinking about the last year, please tell me if you approve or disapprove of how the United States government has dealt with each of the following. READ AND ROTATE

a. The US handling of the war in Iraq

- 01 Strongly approve
- 02 Somewhat approve
- 03 Somewhat disapprove
- 04 Strongly disapprove

VOLUNTEERED DO NOT READ

99 DK/NA

b. The US handling of Iran's nuclear program

c. The US handling of the war between Israel and Hezbollah in Lebanon

d. The US treatment of detainees in Guantanamo and other prisons

e. The US handling of North Korea's nuclear weapons program

f. The US handling of global warming or climate change

M3. Do you think the US military presence in the Middle East is a stabilizing force or provokes more conflict than it prevents?

- 01 Stabilizing force
- 02 Provokes more conflict than it prevents

VOLUNTEERED DO NOT READ

- 03 Both / neither
- 99 DK/NA



Detailed Results

Views of United States' Influence

By Country

	Mainly positive	Mainly negative	Depends/ neither	Don't know
Argentina	13	64	7	16
Australia	29	60	11	0
Brazil	29	57	8	5
Chile	32	51	8	8
China	28	52	12	9
Egypt	11	59	29	1
France	24	69	5	1
Germany	16	74	9	1
Great Britain	33	57	7	3
Hungary	29	31	28	12
India	30	28	24	17
Indonesia	21	71	6	3
Italy	35	47	15	4
Kenya	70	20	4	7
Lebanon	34	58	7	0
Mexico	12	53	21	14
Nigeria	72	20	6	2
Philippines	72	11	14	3
Poland	38	24	20	19
Portugal	29	55	14	1
Russia	19	59	16	6
South Korea	35	54	11	1
Turkey	7	69	15	9
UAE	25	57	18	1
USA	57	28	13	1

Opinions of the US Government's Handling of The War in Iraq

By Country

	Strongly approve	Somewhat approve	Somewhat disapprove	Strongly disapprove	Don't know
Argentina	1	2	6	86	6
Australia	7	13	19	59	2
Brazil	5	7	15	70	3
Chile	5	18	20	45	12
China	2	6	22	61	9
Egypt	4	6	11	79	1
France	1	4	13	79	2
Germany	3	8	22	66	1
Great Britain	4	9	24	57	5
Hungary	3	9	33	37	18
India	22	22	20	21	16
Indonesia	4	8	27	58	3
Italy	4	11	18	63	5
Kenya	39	20	11	21	10
Lebanon	3	5	13	77	0
Mexico	4	9	14	66	7
Nigeria	31	26	17	22	4
Philippines	26	29	15	19	11
Poland	5	17	30	22	27
Portugal	5	11	22	61	2
Russia	1	4	32	50	12
South Korea	3	18	42	36	1
Turkey	3	3	28	62	3
UAE	10	8	10	70	1
USA	18	23	17	40	2

Opinions of the US Government's Handling of Iran's Nuclear Program

By Country

	Strongly approve	Somewhat approve	Somewhat disapprove	Strongly disapprove	Don't know
Argentina	1	2	7	78	13
Australia	9	20	27	36	8
Brazil	6	8	19	61	6
Chile	4	18	21	41	16
China	6	17	27	33	18
Egypt	2	6	17	74	1
France	3	11	20	57	9
Germany	7	20	30	34	9
Great Britain	9	17	29	35	9
Hungary	6	15	29	26	24
India	21	25	18	18	19
Indonesia	4	14	31	46	5
Italy	9	19	22	38	12
Kenya	41	21	9	16	13
Lebanon	26	7	10	54	0
Mexico	12	21	32	19	15
Nigeria	31	22	21	21	5
Philippines	24	28	18	17	13
Poland	9	23	21	14	33
Portugal	10	25	23	34	9
Russia	2	12	36	28	21
South Korea	8	34	40	15	3
Turkey	4	5	29	52	10
UAE	7	12	15	63	3
USA	14	27	25	25	8

Opinions of the US Government's Handling of The Israeli-Hezbollah War

By Country

	Strongly approve	Somewhat approve	Somewhat disapprove	Strongly disapprove	Don't know
Argentina	1	2	6	79	12
Australia	6	19	26	40	9
Brazil	3	7	19	63	7
Chile	4	12	22	44	18
China	2	9	27	39	22
Egypt	3	4	14	78	1
France	2	9	18	63	8
Germany	3	15	28	46	8
Great Britain	5	14	29	41	12
Hungary	2	12	29	28	29
India	15	22	22	16	25
Indonesia	4	9	26	55	7
Italy	4	13	23	47	13
Kenya	26	20	15	20	20
Lebanon	11	5	6	76	0
Mexico	4	18	40	18	20
Nigeria	27	25	20	18	10
Philippines	24	30	16	17	13
Poland	5	17	27	13	37
Portugal	4	15	26	46	9
Russia	2	7	35	29	29
South Korea	2	21	45	25	7
Turkey	2	3	28	61	7
UAE	6	9	10	71	3
USA	19	27	21	26	8

Opinions of the US Government's Handling of Detainees in Guantanamo

By Country

	Strongly approve	Somewhat approve	Somewhat disapprove	Strongly disapprove	Don't know
Argentina	1	2	4	74	19
Australia	7	11	20	57	5
Brazil	5	8	18	58	11
Chile	3	12	18	45	22
China	2	10	20	39	29
Egypt	4	3	17	70	7
France	3	5	15	67	11
Germany	3	6	19	70	3
Great Britain	4	10	25	51	10
Hungary	1	6	22	47	23
India	14	20	18	21	26
Indonesia	3	9	29	43	16
Italy	4	6	18	64	9
Kenya	19	15	14	24	27
Lebanon	6	3	9	71	0
Mexico	3	12	41	29	15
Nigeria	18	27	24	14	17
Philippines	12	24	16	16	32
Poland	2	6	28	33	31
Portugal	2	6	18	66	9
Russia	1	6	26	31	36
South Korea	4	21	42	18	15
Turkey	2	1	22	63	11
UAE	4	10	9	68	9
USA	17	22	21	29	11

Opinions of the US Government's Handling of North Korea's Nuclear Weapons Program

By Country

	Strongly approve	Somewhat approve	Somewhat disapprove	Strongly disapprove	Don't know
Argentina	1	2	5	73	18
Australia	16	27	20	28	10
Brazil	7	10	19	56	8
Chile	6	15	18	41	20
China	7	20	26	30	16
Egypt	1	8	18	48	24
France	3	17	17	50	13
Germany	10	26	25	31	8
Great Britain	9	21	30	25	15
Hungary	6	14	24	26	29
India	18	23	19	14	26
Indonesia	4	13	32	41	10
Italy	9	21	21	37	13
Kenya	32	22	10	15	21
Lebanon	18	5	12	56	0
Mexico	12	21	28	18	22
Nigeria	25	30	20	14	10
Philippines	23	30	14	17	17
Poland	14	25	15	11	35
Portugal	16	23	21	30	10
Russia	3	18	32	24	23
South Korea	12	31	37	18	2
Turkey	3	5	23	48	20
UAE	6	15	23	43	14
USA	22	28	22	21	7

Opinions of the US Government's Handling of Global Warming or Climate Change

By Country

	Strongly approve	Somewhat approve	Somewhat disapprove	Strongly disapprove	Don't know
Argentina	2	4	5	73	16
Australia	7	18	23	45	7
Brazil	5	12	17	56	10
Chile	5	12	16	47	20
China	13	26	14	21	26
Egypt	1	8	23	36	32
France	2	6	12	74	6
Germany	3	7	18	66	7
Great Britain	5	10	18	61	6
Hungary	4	12	19	34	31
India	25	22	12	10	30
Indonesia	15	23	25	27	10
Italy	3	10	18	56	13
Kenya	38	18	9	12	22
Lebanon	10	8	12	56	0
Mexico	1	9	40	27	24
Nigeria	35	32	17	8	9
Philippines	25	34	9	12	19
Poland	5	15	16	15	49
Portugal	5	9	14	65	8
Russia	3	23	20	16	38
South Korea	8	42	28	17	5
Turkey	3	8	20	45	24
UAE	11	19	18	36	15
USA	12	27	17	37	7

Opinions on the US Military Presence in the Middle East

By Country

	Stabilizing force	Provokes more conflict than it prevents	Both/ neither	Don't know
Argentina	3	86	2	9
Australia	18	72	7	3
Brazil	8	83	4	5
Chile	14	68	3	15
China	12	72	3	14
Egypt	14	85	1	0
France	9	80	6	5
Germany	17	73	8	2
Great Britain	14	72	3	11
Hungary	13	58	8	21
India	20	38	14	28
Indonesia	9	83	1	7
Italy	17	69	6	8
Kenya	40	46	3	11
Lebanon	15	77	6	0
Mexico	10	80	2	8
Nigeria	49	38	7	6
Philippines	41	39	9	11
Poland	16	56	9	20
Portugal	15	77	5	3
Russia	7	72	8	13
South Korea	17	75	4	4
Turkey	4	76	6	13
UAE	17	66	10	7
USA	33	53	6	8

Methodology

Country	Sample Size (unweighted)	Field dates	Sample	Survey methodology	Type of sample
Argentina	1004	Nov 23-29, 2006	18+	Face-to-face	National
Australia	1004	Dec 08-19, 2006	18+	Telephone	National
Brazil	800	Nov 17 - Dec 02, 2006	18+	Face-to-face	Urban ¹
Chile	1000	Nov 03 -14, 2006	18+	Face-to-face	Urban ²
China	1800	Nov 14-27, 2006	18+	Telephone	Urban ³
Egypt	1000	Nov 10-24, 2006	18+	Face-to-face	Urban ⁴
France	1001	Nov 23 - Dec 01, 2006	15+	Telephone	National
Germany	1002	Nov 13 - Dec 05, 2006	16+	Telephone	National
Great Britain	1000	Dec 21, 2006 - Jan 09, 2007	18+	Telephone	National
Hungary	1062	Nov 27 - Dec 11, 2006	16+	Face-to-face	National
India	1616	Dec 05-13, 2006	18+	Face-to-face	National
Indonesia	1000	Dec 13-24, 2006	17+	Face-to-face	Urban ⁵
Italy	1020	Nov 15-24, 2006	18+	Telephone	National
Kenya	1002	Nov 13-22, 2006	18+	Face-to-face	National
Lebanon	1200	Dec 06-22, 2006	18+	face-to-face	Urban ⁶
Mexico	1000	Dec 11-17, 2006	18+	Face-to-face	National
Nigeria	1000	Nov 10-16, 2006	18+	Face-to-face	National
Philippines	1000	Nov 18 - Dec 06, 2006	18+	Face-to-face	National Capital Region ⁷

Poland	1015	Dec 01-04, 2006	18+	Face-to-face	National
Portugal	1000	Dec 02-18, 2006	18+	Face-to-face	Urban ⁸
Russia	1006	Nov 24 - Dec 05, 2006	18+	Face-to-face	National
South Korea	1032	Nov 10 - Dec 01, 2006	19+	Face-to-face	National
Turkey	1000	Nov 10-28, 2006	15+	Face-to-face	Urban ⁹
United Arab Emirates	817	Nov 12 - Dec 04, 2006	18+	Face-to-face	Urban ¹⁰
USA	1000	Dec 08-28, 2006	18+	Telephone	National

¹ In Brazil the survey was conducted in Belo Horizonte, Brasília, Curitiba, Porto Alegre, Recife, Rio de Janeiro, Salvador, and São Paulo, representing 17.8% of the total population.

²In Chile the survey was conducted in Antofagasta, Arica, Calama, Chiguayante, Chillán, Concepción, Copiapó, Iquique, Coquimbo, Coronel, Curicó, Gran Santiago (includes San Bernardo and Puente Alto), La Serena, Linares, Los Angeles, Lota, Osorno, Ovalle, Puerto Montt, Quillota, Quilpué, Rancagua, San Antonio, Talca, Talcahuano, Temuco, Valdivia, Valparaíso, Villa Alemana, Viña, representing 70% of the total population.

³In China the survey was conducted in Beijing, Chengdu, Guangzhou, Hangzhou, Shanghai, Shenyang, Wuhan, Xi'an, and Zhengzhou, representing 36% of the total urban population.

⁴In Egypt the survey was conducted in urban areas of Cairo, Giza, Shobra Al Khema and Alexandria representing 21% of the total population.

⁵In Indonesia the survey was conducted in Bandung, Jakarta, Medan, Semarang, and Surabaya, representing 7% of the total population.

⁶In Lebanon the survey was conducted in Akkar, Aley, Baabda-Maten, Baalbak, Batroun, East Center, Eastern Suburbs, Jbeil, Jezzine, Keserwan, Koura, Nabatieh, Rashaya, Shouf, Sidon, Tripoli, Tyre, West Center, Western Bekaa, Western suburbs, Zahle, Zgharta, representing geographic country.

⁷In the Philippines the survey was conducted in the National Capital Region representing 27% of the total urban population.

⁸In Portugal the survey was conducted in Almada, Amadora, Barga, Beja, Castelo Branco, Évora, Faro, Guarda, Leiria, Lisboa, Loures, Oeiras, Porto, Santarém, Setúbal, Vila Nova Famalicão, Vila Nova Gaia, Viseu, representing geographical country.

⁹In Turkey the survey was conducted in Adana, Ankara, Antalya, Bursa, Diyarbakir, Erzurum, Istanbul, Izmir, Konya, Samsun, and Zonguldak, representing 30% of the total population.

¹⁰In United Arab Emirates the survey was conducted in urban areas mainly Dubai, Abu Dhabi and Sharjah, representing 61% of the total population.

